

RUNIT INVESTMENTS COMPANY LIMITED

(CIN: L65924WB1981PLC034400)

www.runitinvestments.com

15.10.2024

To

The Listing Department
The Calcutta Stock Exchange Limited
7 Lyons Range
Kolkata – 700001

Sub: Statement under Regulation 31(1)(b) of SEBI Listing Regulation 2015 (Listing Obligation and Disclosures Requirements) – quarter ended, 30th Sep, 2024

Ref: CSE Scrip Code: 028196

Dear Sir/Madam,

Please find attached statement under Regulation 31(1)(b) of SEBI Listing Regulation 2015 (Listing Obligation and Disclosures Requirements) for the quarter ended 30th Sep, 2024.

Thanking you,
Yours faithfully,

For Runit Investments Company Limited

For Runit Investments Co. Ltd.

Authorised Signatory/Director

Navin Kumar Bhartia
Director
DIN: 00259552



NICHE TECHNOLOGIES PRIVATE LIMITED
(An ISO 9001:2015 Certified Company)
(Registrar & Share Transfer Agent)
3A, Auckland Place, 7th Floor, Room No. 7A & 7B, Kolkata-700017
Phones: (033) 2280 6616/6617/6618 Fax: (033) 2280 6619
E-Mail: nichetechpl@nichetechpl.com CIN : U74140WB1994PTC062636

TO WHOMSOEVER IT MAY CONCERN
=====

COMPANY : RUNIT INVESTMENTS COMPANY LTD.

ISIN : INE559E01019

THIS IS TO CERTIFY THE FOLLOWING :

	AS ON 30/09/2024	AS ON 29/06/2024
TOTAL NSDL POSITION :	76800	105430
TOTAL CDSL POSITION :	84430	55800
TOTAL DEMATERIALISED SHARES :	161230	161230
TOTAL PHYSICAL SHARES :	38770	38770
TOTAL SHARES :	200000	200000

FOR NICHE TECHNOLOGIES PVT. LTD.
(REGISTRAR & TRANSFER AGENT)



PLACE : KOLKATA
DATE : 01.10.2024

(AUTHORISED SIGNATORY)

Format of holding of specified securities

Annexure - I

1 Name of Listed Entity : RUNIT INVESTMENTS COMPANY LTD.

2 Scrip Code/Name of Scrip/Class of Security :

3 Share Holding Pattern Filed under: Reg. 31(1) (b) : Quarter Ended 30/09/2024

4 Declaration:

	Particulars	Yes	No
1	Whether the Listed Entity has issued any partly paid up shares		NO
2	Whether the Listed Entity has issued any Convertible Securities or Warrants?		NO
3	Whether the Listed Entity has any shares against which depository receipt are issued?		NO
4	Whether the Listed Entity has any shares in locked-in?		NO
5	Whether any shares held by promoters are pledge or otherwise encumbered?		NO

5 The tabular format for disclosure of holding of specified securities is as follows:-




Table 1 - Summary Statement holding of specified securities

Category (i)	Category of shareholder (ii)	Nos. of shareholders (iii)	No. of fully paid up equity shares held (iv)	No. of partly paid-up equity shares held (v)	No. of shares underlying Depository Receipt (vi)	Total nos. shares held (vii) = (iv)+(v)+(vi)	Shareholding as a % of total no. of shares (viii) As a % of (A+B+C2) (calculated as per SCRR, 1957)	Number of Voting Rights held in each class of securities (ix)			Total as a % of (A+B+C)	No. of Shares convertible securities (including Warrants) (x)	Shareholding as a % assuming full conversion of convertible securities (as a percentage of diluted share capital) (xi) = (vii)+(x) as a % of (A+B+C)	Number of Locked in shares (xii)		Number of Shares pledged or otherwise encumbered (xiii)		Number of equity shares held in dematerialized form (xiv)
								Class eq: x	Class eq: y	Total				No. (a)	As a % of total Shares held (b)	No. (a)	As a % of total Shares held (b)	
(A)	Promoter & Promoter Group	4	117460	0	0	117460	58.730	117460	0	117460	58.730	0	0.000	0	0.000	0	0.000	98630
(B)	Public	169	82540	0	0	82540	41.270	82540	0	82540	41.270	0	0.000	0	0.000	0	0.000	62600
(C)	Non Promoter - Non Public																	
(C1)	Shares underlying DRS																	
(C2)	Shares held by Employee Trusts																	
	TOTAL	173	200000	0	0	200000	100.000	200000	0	200000	100.000	0	0.000	0	0.000	0	0.000	161230




Table II - Statement showing shareholding pattern of the Promoter and Promoter Group

[1] Category & Name of shareholders (i)	Entity type i.e. promoter (except promoter)	PAN (ii)	Nos. of shares (iii)	No. of fully paid-up equity shares held (iv)	No. of partly paid-up shares (v)	Nos. of shares underlying Depository Receipt (vi)	Total nos. shares held (vii) = (iv)+(v)+(vi)	Shareholding % calculated as per SCRR, 1957 (viii)	Number of Voting Rights held in each class of securities (ix)			Total as a % of Total Voting rights	Nos. of Shares Underlying Outstanding convertible securities (including Warrants) (x)	Shareholding as a % assuming full conversion of convertible securities & diluted share capital (xi) = (ix) as a % of (A+B+C)	Number of Locked in shares (xii)		Number of Shares pledged or otherwise encumbered (xiii)		Number of equity shares held in dematerialized form (xiv)	
									Class A	Class Y	Total				No. (a)	As a % of total Shares held (b)	No. (c)	As a % of total Shares held (d)		
[a] Indian Individual/Hindu Undivided Family			0	0	0	0	0	0.000	0	0	0	0.000	0	0.000	0	0.000	0	0.000	0	0
NAVIN KR. BHARTIA		ADPFB8802D	3	41731	0	0	41731	20.866	0	0	0	20.866	0	0.000	0	0.000	0	0.000	0	28630
SATYANARAIN BHARTIA FAMILY TRUST			0	33630	0	0	33630	16.815	0	0	0	16.815	0	0.000	0	0.000	0	0.000	0	28630
VINEETA BHARTIA		AAST5729N	0	3301	0	0	3301	1.651	0	0	0	1.651	0	0.000	0	0.000	0	0.000	0	0
Central Government/State Government(s)		AEPB1550M	0	4800	0	0	4800	2.400	0	0	0	2.400	0	0.000	0	0.000	0	0.000	0	0
Financial Institutions/Banks			0	0	0	0	0	0.000	0	0	0	0.000	0	0.000	0	0.000	0	0.000	0	0
Any Other Bodies Corporate			0	0	0	0	0	0.000	0	0	0	0.000	0	0.000	0	0.000	0	0.000	0	0
NAVIN CONSTRUCTION & CREDIT PVT LIMITED			1	75729	0	0	75729	37.865	0	0	0	37.865	0	0.000	0	0.000	0	0.000	0	70000
Trusts		AAACN984E	0	75729	0	0	75729	37.865	0	0	0	37.865	0	0.000	0	0.000	0	0.000	0	0
Cleaning Members			0	0	0	0	0	0.000	0	0	0	0.000	0	0.000	0	0.000	0	0.000	0	0
Sub-Total (A)[1]			4	117460	0	0	117460	58.730	117460	0	117460	58.730	0	0.000	0	0.000	0	0.000	0	98630
[2] Foreign Individuals (Non-Resident Individuals/Foreign Institutions)			0	0	0	0	0	0.000	0	0	0	0.000	0	0.000	0	0.000	0	0.000	0	0
Government			0	0	0	0	0	0.000	0	0	0	0.000	0	0.000	0	0.000	0	0.000	0	0
Institutions			0	0	0	0	0	0.000	0	0	0	0.000	0	0.000	0	0.000	0	0.000	0	0
Foreign Portfolio Investor			0	0	0	0	0	0.000	0	0	0	0.000	0	0.000	0	0.000	0	0.000	0	0
Any Other			0	0	0	0	0	0.000	0	0	0	0.000	0	0.000	0	0.000	0	0.000	0	0
OCBs			0	0	0	0	0	0.000	0	0	0	0.000	0	0.000	0	0.000	0	0.000	0	0
QFI - Individual			0	0	0	0	0	0.000	0	0	0	0.000	0	0.000	0	0.000	0	0.000	0	0
QFI - Corporate			0	0	0	0	0	0.000	0	0	0	0.000	0	0.000	0	0.000	0	0.000	0	0
Sub-Total (A)[2]			0	0	0	0	0	0.000	0	0	0	0.000	0	0.000	0	0.000	0	0.000	0	0
Total Shareholding of Promoter and Promoter Group (A)=(A)[1+(A)[2]			4	117460	0	0	117460	58.730	117460	0	117460	58.730	0	0.000	0	0.000	0	0.000	0	98630

The image shows a handwritten signature in black ink over a circular blue stamp. The stamp contains the text 'INVESTMENTS' at the top and 'CORPORATE' at the bottom, with some illegible text in the center. The signature appears to be 'B. K. ...'.

Table III - Statement showing shareholding pattern of the Public shareholder

Category & Name of shareholders (i)	PAN (ii)	Nos. of shareholder (iii)	No. of fully paid up equity shares held (iv)	No. of partly paid-up equity shares held (v)	Nos. of shares underlying Depository Receipts (vi)	Total nos. shares held (vii) = (iv)+(v)+(vi)	Shareholding g% calculated as per SCRR, 1957 As a % of (A+B+C2) (viii)	Number of Voting Rights held in each class of securities (ix)			Total as a % of Total Voting rights (x)	No. of Shares Underlying Outstanding convertible securities (including Warrants) (xi)	Shareholding as a % assuming full conversion of convertible securities (as a percentage of diluted share capital) (Xii) = (viii)+(xi) as a % of (A+B+C)	Number of Locked in shares (xiii)		Number of Shares pledged or otherwise encumbered (xiv)		Number of dematerialized equity shares held in form (xv)	Sub-categorization of shares (xvi)		
								No. of Voting Rights Class x	No. of Voting Rights Class y	Total				No. (a)	As a % of total Shares held (b)	No. (a)	As a % of total Shares held (b)		Shareholding (No. of shares) under Sub-category (i)	Sub-category (ii)	Sub-category (iii)
(1) Institutions (Domestic)		0	0	0	0	0	0.000	0	0	0	0.000	0	0.000	0	0.000	0	0.000	0			
(a) Mutual Funds		0	0	0	0	0	0.000	0	0	0	0.000	0	0.000	0	0.000	0	0.000	0			
Venture Capital Funds		0	0	0	0	0	0.000	0	0	0	0.000	0	0.000	0	0.000	0	0.000	0			
(b) Alternate Investment Funds		0	0	0	0	0	0.000	0	0	0	0.000	0	0.000	0	0.000	0	0.000	0			
(c) Financial Institutions/Banks		0	0	0	0	0	0.000	0	0	0	0.000	0	0.000	0	0.000	0	0.000	0			
Financial Institutions		0	0	0	0	0	0.000	0	0	0	0.000	0	0.000	0	0.000	0	0.000	0			
Banks		0	0	0	0	0	0.000	0	0	0	0.000	0	0.000	0	0.000	0	0.000	0			
(e) Insurance Companies		0	0	0	0	0	0.000	0	0	0	0.000	0	0.000	0	0.000	0	0.000	0			
Provident Funds/Pension Funds		0	0	0	0	0	0.000	0	0	0	0.000	0	0.000	0	0.000	0	0.000	0			
(f) Asset Reconstruction Companies		0	0	0	0	0	0.000	0	0	0	0.000	0	0.000	0	0.000	0	0.000	0			
(g) Sovereign Wealth Funds		0	0	0	0	0	0.000	0	0	0	0.000	0	0.000	0	0.000	0	0.000	0			
(h) NBFCs registered with RBI		0	0	0	0	0	0.000	0	0	0	0.000	0	0.000	0	0.000	0	0.000	0			
(i) Other Financial Institutions		0	0	0	0	0	0.000	0	0	0	0.000	0	0.000	0	0.000	0	0.000	0			
(j) Any Other		0	0	0	0	0	0.000	0	0	0	0.000	0	0.000	0	0.000	0	0.000	0			
Sub-Total (B)(1)		0	0	0	0	0	0.000	0	0	0	0.000	0	0.000	0	0.000	0	0.000	0			
(2) Institutions (Foreign)		0	0	0	0	0	0.000	0	0	0	0.000	0	0.000	0	0.000	0	0.000	0			
Foreign Direct Investment		0	0	0	0	0	0.000	0	0	0	0.000	0	0.000	0	0.000	0	0.000	0			
(a) Foreign Venture Capital Investors		0	0	0	0	0	0.000	0	0	0	0.000	0	0.000	0	0.000	0	0.000	0			
(b) Sovereign Wealth Funds		0	0	0	0	0	0.000	0	0	0	0.000	0	0.000	0	0.000	0	0.000	0			
(c) Foreign Portfolio Investors		0	0	0	0	0	0.000	0	0	0	0.000	0	0.000	0	0.000	0	0.000	0			
(d) Category I		0	0	0	0	0	0.000	0	0	0	0.000	0	0.000	0	0.000	0	0.000	0			
Category II		0	0	0	0	0	0.000	0	0	0	0.000	0	0.000	0	0.000	0	0.000	0			
Overseas Depositors (holding DRs)(balancing figure)		0	0	0	0	0	0.000	0	0	0	0.000	0	0.000	0	0.000	0	0.000	0			
(e) Any Other		0	0	0	0	0	0.000	0	0	0	0.000	0	0.000	0	0.000	0	0.000	0			
QFI Corporate		0	0	0	0	0	0.000	0	0	0	0.000	0	0.000	0	0.000	0	0.000	0			
PFI - CORPORATE - CAT-III		0	0	0	0	0	0.000	0	0	0	0.000	0	0.000	0	0.000	0	0.000	0			
Sub-Total (B)(2)		0	0	0	0	0	0.000	0	0	0	0.000	0	0.000	0	0.000	0	0.000	0			




Table IV - Statement showing shareholding pattern of the Non Promoter - Non Public shareholder

Category & Name of shareholders (i)	PAN (ii)	Nos. of shareholders (iii)	No. of fully paid up equity shares held (iv)	No. of partly paid-up equity shares held (v)	Nos. of shares underlying Depository Receipt (vi)	Total nos. shares held (vii) = (iv)+(v)+(vi)	Shareholding % calculated as per SCRR, 1957 As a % of (A+B+C2) (viii)	Number of Voting Rights held in each class of securities (ix)			No. of Shares Outstanding convertible securities (including Warrants) (x)	Shareholding as a % assuming full conversion of convertible securities (as a percentage of diluted share capital) (xi) = (viii)+(x) as a % of (A+B+C)	Number of Locked in shares (xii)		Number of Shares pledged or otherwise encumbered (xiii)		Number of equity shares held in dematerialized form (xiv)
								Class x	Class y	Total			(a)	(b)	(a)	(b)	
(1) Custodian, DR Holder																	
(2) Employee Benefit Trust (under SEBI (Share based Employee Benefit) Regulations, 2014																	
Total Non-Promoter - Non-Public Shareholding (C)=(1)+(2)																	





Table V - Statement showing shareholding details of significant beneficial owner

<i>Details of the significant beneficial owner (i)</i>				<i>Details of the registered owner (ii)</i>			<i>Details of holding/ exercise of right of the SBO in the reporting company, whether direct or indirect :(iii) Whether by virtue of:</i>					
Sr No.	Name	PAN/Passport No. in case of a foreign national	Nationality	Name	PAN/Passport No. in case of a foreign national	Nationality	Shares %	Voting rights %	Rights on distributable dividend or any other distribution %	Exercise of control	Exercise of significant influence	Date of creation / acquisition of significant beneficial interest (iv)



A handwritten signature in black ink is written over a circular stamp. The stamp contains text that is mostly illegible but appears to include 'MAY 2011' and 'INDIA'. The signature is a large, stylized cursive mark.